

Contact on the portfolio composition

Volta Admin Team
VoltaAdmin@list.db.com



Volta Finance Limited

April Monthly Report At 30 April 2014

By obtaining access to and reviewing this monthly report, you acknowledge and agree to be bound by the following:

This monthly report does not constitute or form part of any offer or invitation to sell or issue, or any solicitation of any offer or purchase or subscribe for, any shares or other securities of Volta Finance Limited (the "Company") whose portfolio is managed by AXA Investment Managers Paris (the "Investment Manager"), or securities of any other entity (together, the "Securities"). Nor shall this monthly report or any part of it nor the fact of its distribution or publication (on the Company's website or otherwise) form the basis of, or be relied on in connection with, any contract or investment decision in relation to the Securities. This monthly report does not constitute a recommendation regarding the Securities. The information contained herein is for information purposes only, does not purport to contain all the information that may be required to evaluate the Company or any other entity or their respective financial positions.

This monthly report speaks only as of its date and neither the Company nor the Investment Manager is under any obligation to update the information contained herein. Certain information and estimates contained herein are originated by or derived from third parties and therefore the accuracy and completeness of such information and estimates has not been verified. It should also be noted that the financial information contained herein has not been audited. No representation or warranty whatsoever, whether express or implied, is given by or on behalf of the Company, the Investment Manager, their affiliates, or their respective directors, officers or employees or any other person as to (a) the accuracy or completeness of the information or (b) the opinions contained in this monthly report. None of the Company, the Investment Manager, any of their affiliates, or their respective directors, officers or employees or any other person accepts any liability whatsoever for any such information or opinions. Nothing contained herein shall be relied upon as a promise or representation whether as to past or future performance of the Company, any other entity, any Securities or any asset class in the Company's portfolio. No statement in this monthly report is intended to be nor may be construed as a profit forecast and there can be no assurance that the assumptions described herein, the returns and targets (including without limitation target portfolio composition) indicated herein will be achieved.

The valuation of financial assets can vary significantly from the prices that the Company could obtain if it sought to liquidate the positions due to market conditions and general economic environment. Such valuations do not constitute a fairness or similar opinion and should not be regarded as such. They follow the valuation policy of the Company as adapted from time to time in the best interests of the shareholders, taking into account the evolutions and the illiquidity of financial markets.

Comment

Contact on the portfolio composition

Volta Admin Team
VoltaAdmin@list.db.com

Dear Shareholders and Investors,

At the end of April 2014, the Gross Asset Value* (the "GAV") of Volta Finance Limited (the "Company", "Volta Finance" or "Volta") was €264.3 m or €7.25 per share, an increase of €0.05 from the end of March 2014, taking into account the €0.30 dividend payment made in April.

This reflects a +2.6% performance for the first 4 months of 2014 including the dividend.

We remind investors that since March 2014, we have changed the way the GAV (Gross Asset Value) is computed to get closer to a NAV (Net Asset Value) measure by deducting from the valuation of our assets the accrued management and incentive fees on a monthly basis. We felt it would be a better measure of Volta's intrinsic value to the extent fees could be predicted, rather than to deduct management fees on a semi-annual basis and take the corresponding hit on valuation twice a year.

The April mark-to-market variations* of Volta's asset classes have been: +0.1% for Synthetic Corporate Credit deals, +1.6% for CLO Equity tranches; +0.5% for CLO Debt tranches, +2.2% for Cash Corporate Credit deals and +4.8% for ABS. The positive performance of our portfolio in April is mostly due to a revaluation of one UK non-conforming ABS position.

Volta's assets generated the equivalent of €3.1m cash flows in April 2014 (non-Euro amounts converted to Euro using end-of-month cross currency rates and excluding principal payments from debt assets) bringing the total cash generated during the last six months to €15.3m.

In April, we purchased two assets, a Euro CLO Equity tranche and a USD CLO Debt tranche for the equivalent of €5.9m and committed €7.5m to an European Private loan Fund. No position was sold in April. Under reasonable and standard assumptions, the projected IRR of the purchases was close to 8.5%.

At the end of April, Volta held €18.8m in cash excluding €1.4m received in relation to its currency hedge and T-Notes positions. Taking into account unsettled commitment, Volta has approximately €12m available to invest.

Comment (continued)

Contact on the portfolio composition

Volta Admin Team
VoltaAdmin@list.db.com

MARKET ENVIRONMENT

In April 2014, credit markets were mixed in Europe and in the US. Derivative corporate credit markets tightened modestly as illustrated by the 5 year iTraxx European Main index and 5 year iTraxx European Crossover Index (series 21) spreads that went down slightly, respectively from 76 and 286 bps at the end of March 2014 to 70 and 273 bps at the end of April 2014. In the US, in the same vein, the 5y CDX main index (series 21) tightened from 61 to 56 bps. In contrast, according to the CSFB Leverage Loan Index, the average price for US liquid first lien loans went modestly down from 98.72% at the end of March 2014 to 98.62% at the end of April 2014. In Europe, the price of the S&P European Leveraged Loan Index decreased more significantly from 95.14% to 94.41% at the end of April 2014. **

VOLTA FINANCE PORTFOLIO

In April 2014, no particular event materially affected the situation of the Synthetic Corporate Credit deals.

Regarding the Cash Corporate Credit Deals, no particular event or information materially affected the situation of the positions in this bucket during the month.

In April the Company's investments in Equity or Debt tranches of CLOs, were not particularly affected. Considering the modest weight of European CLO equity positions and the large subordination of our Euro CLO Debt positions, the Vivarte default had no significant impact on Volta performance this month. All the positions are currently paying coupons.

Finally, regarding ABS investments, one UK Non-conforming position valuation was revised upward thanks to 2 quarters of steady cashflows and as it became more likely that such cash flows might continue for some time.

We consider that opportunities could arise in several structured credit sectors in the current market environment. Amongst others, mezzanine or equity tranches of CLOs, RMBS tranches as well as tranches of Cash or Synthetic Corporate Credit portfolios could all be considered for investment.

** "Mark-to-market variation" is calculated as the Dietz-performance of the assets in each bucket, taking into account the Mark-to-Market of the assets at month-end, payments received from the assets over the period, and ignoring changes in cross currency rates Nevertheless, some residual currency effects could impact the aggregate value of the portfolio when aggregating each bucket.*

*** Index data source: Markit, Bloomberg.*

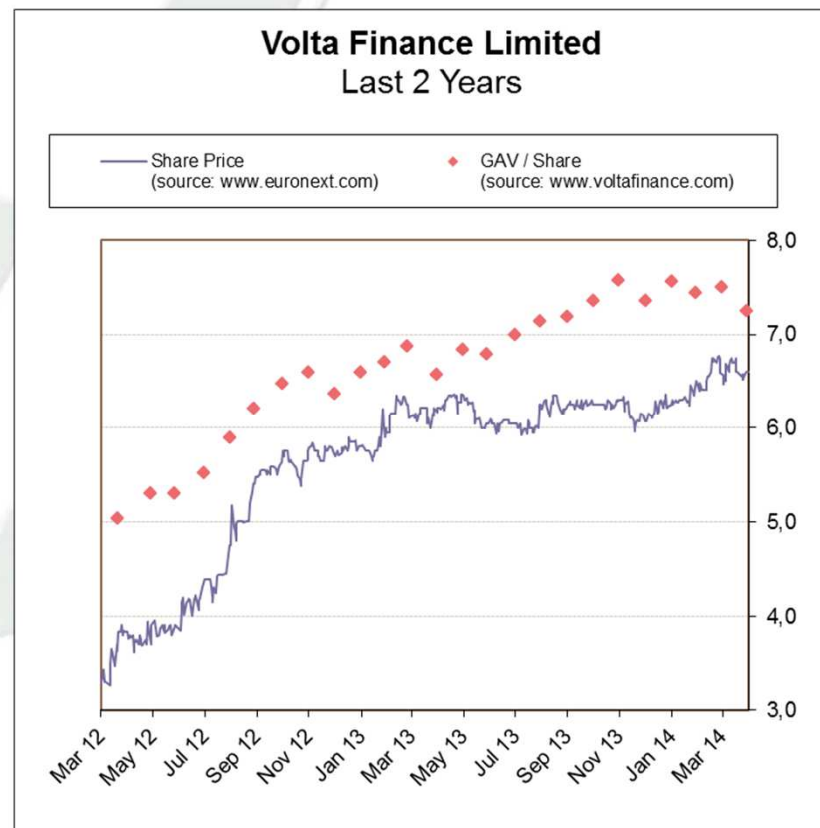
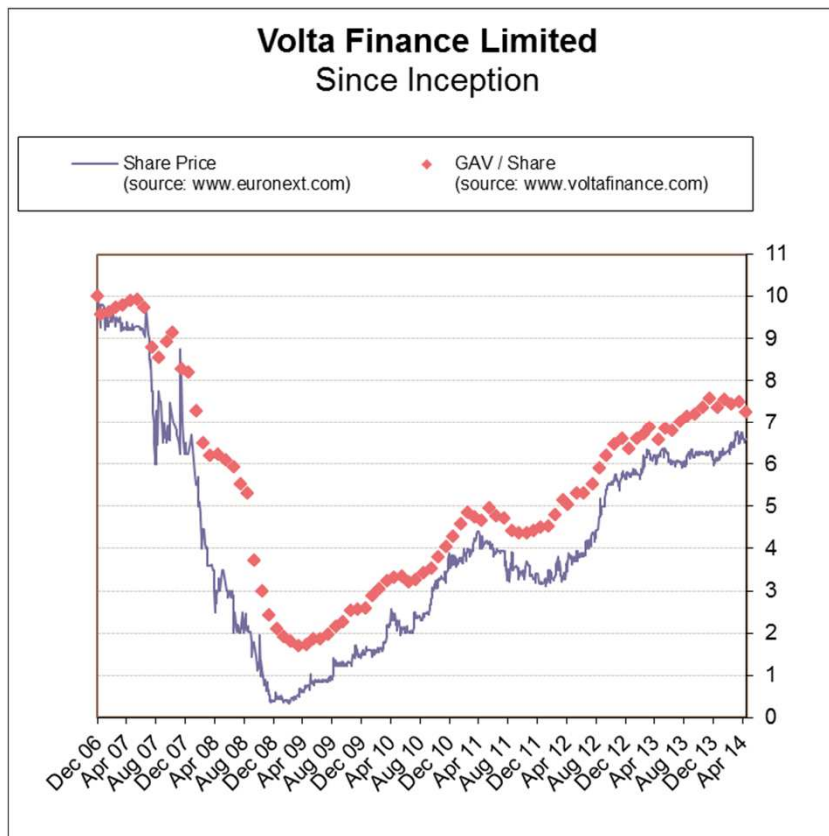
Gross Asset Value

Contact on the portfolio composition

Volta Admin Team
VoltaAdmin@list.db.com

	At 31.03.14	At 30.04.14	Note
Gross Asset Value (GAV – € million)	272.1	264.3	
GAV per Share (€)	7.50	7.25	36 474 409 outstanding shares

GAV and Share Price History



Portfolio Composition

Contact on the portfolio composition

Volta Admin Team
VoltaAdmin@list.db.com

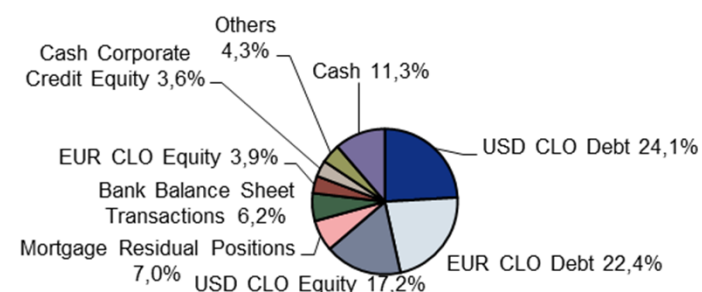
Market Value (€m or %)				Average Price	Nominal Amount*(€m)
CLO	186,1	USD CLO Equity	17,4%	84%	54,6
		USD CLO Debt	26,0%	95%	72,5
		EUR CLO Equity	3,7%	71%	7,4
		EUR CLO Debt	23,3%	93%	66,1
Synthetic Corporate Credit	21,8	Synthetic Corporate Credit Equity	0,0%	0%	-
		Synthetic Corporate Credit Debt	2,0%	83%	6,4
		Bank Balance Sheet Transactions	6,2%	103%	15,9
Cash Corporate Credit	13,0	Cash Corporate Credit Equity	3,7%	59,1%	13,6
		Cash Corporate Credit Debt	1,2%	89,7%	3,6
ABS	22,8	Mortgage Residual Positions	7,4%	not relevant	22,8
		ABS Debt	1,2%	not relevant	0,0
Cash	20,6	Cash	7,8%		20,6
	264,3		100,0%		283,6
Per Share	7,25			Per Share	7,78

* Nominal amount equal market value for funds, market value for ABS Residual positions, par amount for debt assets and remaining principal amount for Equity positions (see details in latest semi-annual or annual report)

Currency Exposures

Euro Assets (EURm)		101,3
USD Assets (USDm)		194,9
	USD Forward Sales	67,5
	USD Call ** (39,2% Delta)	67,5
	Residual exposure to USD (in USD)	153,9
GBP Assets (GBPm)		16,7
CHF Assets (CHFm)		2,6

** USD Calls are purchased to reduce margining calls on the USD forward sales



Volta Finance Portfolio Holdings: Complete List

Contact on the portfolio composition

Volta Admin Team
VoltaAdmin@list.db.com

Issuer	% GAV	Main Asset Class	Sub Classification	Description of underlying asset	Manager/Service Provider	Principal geographical exposure	ISIN	Arranging Institution
WASATCH CLO LTD	3,60	CLO	Equity	Broadly syndicated loans	Invesco	USA	USG94608AB57	JP Morgan
BLACK DIAMOND 2013-1 BLACK 2013-1 SUB	3,43	CLO	Equity	Broadly syndicated loans	Black Diamond Capital Management	USA	USG11476AB76	Natixis
TENNENBAUM OPPORTUNITIES FUND V	2,98	Cash Corporate Credit	Equity (Fund)	High yield bonds and loans	Tennenbaum Capital Partners, LLC	USA	NA	Wachovia Bank, N.A.
NORTHWOODS CAPITAL LIMITED	2,71	CLO	Equity	Broadly syndicated loans	Angelo Gordon	USA	USG6666RAB18	JP Morgan
Richmond Park CLO D	2,59	CLO	Debt	Broadly syndicated loans	GSO Blackstone	EUR	XS1000874302	Citigroup
ADAGIO III CLO – E -BB debt	2,50	CLO	Debt	Broadly syndicated loans	Axa Investment Managers Paris	Europe non-UK	XS0262683971	Lehman Brothers
ALBA 2007-1 PLC	2,23	ABS	Residual	UK non-conforming RMBS	Oakwood	United Kingdom	XS0301709621	Credit Suisse
Black Diamond 2006 1X - E - BB debt	2,16	CLO	Debt	Broadly syndicated loans	Black Diamond Capital Management	USA	XS0282504280	Bear Stearns
Bank Capital Opportunity Fund	2,07	Synthetic Corporate	Bank Balance Sheet	Majority investment grade corporate credit	Axa Investment Managers Paris	Europe non-UK	LU0648070216	AXA IMP
OAK HILL EUROPEAN CREDIT PARTNERS PLC	2,04	CLO	Debt	Broadly syndicated loans	Oak Hill	Europe non-UK	XS0300349379	Deutsche Bank
ALBA 2006-2 PLC	2,04	ABS	Residual	UK non-conforming RMBS	Oakwood	United Kingdom	XS0271780651	Credit Suisse
BATALLION CLO LTD – E - BB debt	2,03	CLO	Debt	Broadly syndicated loans	Brigade Capital Management	USA	USG08889AF79	Deutsche Bank
Acas CLO 2013-1 - E - BB Debt	2,03	CLO	Debt	Broadly syndicated loans	ACAM	USA	USG0067AAA81	Deutsche Bank
CARLYLE HY PART IX	1,89	CLO	Equity	Broadly syndicated loans	Carlyle	USA	KYG1908R1048	Lehman Brothers
CIFC 2007-2 D	1,81	CLO	Debt	Broadly syndicated loans	CIFC	USA	USG21899AA00	JP Morgan
CHEYNE CREDIT OPP. DO – BBB debt	1,80	CLO	Debt	Broadly syndicated loans	Nomura	Europe non-UK	XS0243225728	Cheyne Capital Management Ltd
VENTR 2006-7X D	1,73	CLO	Debt	Broadly syndicated loans	MJX	USA	USG9335NAE97	Wachovia Bank, N.A.
CIFC 2006-2X - BB Debt	1,72	CLO	Debt	Broadly syndicated loans	CIMC	USA	XS0279835614	Bear Stearns & Co Inc
GOLDEN TREE LOAN OPPORTUNITIES	1,67	CLO	Equity	Broadly syndicated loans	Golden Tree	USA	USG39607AC37	Deutsche Bank
CARAVELA 3	1,66	Synthetic Corporate	Bank Balance Sheet	SME Loans	European Bank	Europe non-UK	XS0945192762	StormHarbour
NEWGATE FUNDING PLC 2006-2	1,63	ABS	Residual	UK non-conforming RMBS	Mortgage Plc	United Kingdom	XS0259286101	Merrill Lynch International

Volta Finance Portfolio Holdings: Complete List (ctd.)

Contact on the portfolio composition

Volta Admin Team
VoltaAdmin@list.db.com

Issuer	% GAV	Main Asset Class	Sub Classification	Description of underlying asset	Manager/Service r	Principal geographical exposure	ISIN	Arranging Institution
ORYX 1X – D – BBB debt	1,48	CLO	Debt	Broadly syndicated loans	AXA IM	Europe non-UK	XS0230415373	UBS
ARESE 2013-6 - Sub	1,47	CLO	Equity	Broadly syndicated loans	Arese Europe	Europe	XS0951556850	Credit Suisse
BATALLION CLO LT- EQUITY	1,45	CLO	Equity	Broadly syndicated loans	Brigade Capital Management	USA	USG08887AA27	Deutsche Bank
EuroGalaxy 2013 - 3 - E - BB	1,44	CLO	Debt	Broadly syndicated loans	Pinnebridge (aka AIG)	Europe non-UK	XS0996455472	Barclays Capital
Arese 2013-6 - E - BB	1,42	CLO	Debt	Broadly syndicated loans	Arese Europe	Europe non-UK	XS0951555530	Credit Suisse
CIFC 2007-3 D - USG2189NAA93	1,35	CLO	Debt	Broadly syndicated loans	CIFC	USA	USG2189NAA93	JP Morgan
JUBIL 1 R- D - BBB Debt	1,32	CLO	Debt	Broadly syndicated loans	Alcentra	Europe non-UK	XS0292633533	JP Morgan
Madison Park Funding E - BB debt	1,28	CLO	Debt	Broadly syndicated loans	Credit Suisse Alternative Capital	USA	USG5744QAA34	Merrill Lynch
ICE 1 Emerg CLO- A3 – AA Debt	1,22	Cash Corporate	Debt	Corporate Emerging Debt	ICE Canyon LLC	Other	USG4746PAD09	CitiGroup
Limerock 1A – D –BB Debt	1,21	CLO	Debt	Broadly syndicated loans	Invesco	USA	US532623AH83	Credit Suisse
St Bernard Opportunity Fund	1,20	ABS	Debt (Fund)	US Mortgages	Axa Investment Managers Paris	USA	QS0002021030	NA
SANDS POINT FUNDING LTD	1,13	CLO	Equity	Middle market loans	Guggenheim	USA	USG7800DAA93	Deutsche Bank
Dryden XVII - Junior AAA Debt	1,09	Synthetic Corporate	Debt	Majority investment grade corporate credit	Prudential IM	USA	USG7546RAP40	UBS
Regatta Funding 2007-1X - B1L - BBB Debt	1,08	CLO	Debt	Broadly syndicated loans	Citi Capital Advisor	USA	USG7476XAF71	Bear Stearns
CORDATUS CLO II P.L.C.	1,06	CLO	Debt	Broadly syndicated loans	CVC	Europe non-UK	XS0304113235	RBS
EUROSAIL 2006-1 PLC	1,04	ABS	Residual	UK non-conforming RMBS	SPML	United Kingdom	XS0254441081	Lehman Brothers
LightPoint CLO V – C – BBB Debt	1,04	CLO	Debt	Broadly syndicated loans	Neuberger Berman	USA	USG5487GAD00	Credit Suisse
EGLXY 2006-1 D - BBB - Debt	1,03	CLO	Debt	Broadly syndicated loans	Pinnebridge (aka AIG)	Europe non-UK	XS0264791855	Morgan Stanley
OAK HILL EUROPEAN CREDIT PARTNERS PLC	1,00	CLO	Equity	Broadly syndicated loans	Oak Hill	Europe non-UK	XS0300349700	Deutsche Bank
Clock 2013	0,97	Synthetic Corporate	Bank Balance Sheet	Majority investment grade corporate credit	Major European Bank	Europe non-UK	XS0908245037	Major European Bank
Venture IX VENTR 2007-9 E	0,97	CLO	Debt	Broadly syndicated loans	MJX	USA	USG93352AA33	Morgan Stanley

Volta Finance Portfolio Holdings: Complete List (ctd.)

Contact on the portfolio composition

Volta Admin Team
VoltaAdmin@list.db.com

Issuer	% GAV	Main Asset Class	Sub Classification	Description of underlying asset	Manager/Service Provider	Principal geographical exposure	ISIN	Arranging Institution
CELF 2005-2 D - BBB Debt	0,96	CLO	Debt	Broadly syndicated loans	Carlyle Europe	Europe non-UK	XS0233121234	JP Morgan
Carlyle GMSE 1X - E - BB	0,96	CLO	Debt	Broadly syndicated loans	Carlyle	Europe non-UK	XS0941552407	Barclays Capital
Centurion 10 – E - BB debt	0,94	CLO	Debt	Broadly syndicated loans	River Source Investments LLC	USA	US15132PAA12	Morgan Stanley
BlackDiamond 2012 - D - BB Debt	0,93	CLO	Debt	Broadly syndicated loans	Black Diamond Capital Management	USA	USG1146TAA00	Crédit Suisse
ADAGIO III-X - D - BBB debt	0,93	CLO	Debt	Broadly syndicated loans	Axa Investment Managers Paris	Europe non-UK	XS0262683203	Lehman Brothers
Corsair 06/30/2014	0,93	Synthetic Corporate	Debt	Majority investment grade corporate credit	JP Morgan	USA	XS0280348573	JP Morgan
Alpine-Taurus	0,90	Synthetic Corporate	Bank Balance Sheet	Majority investment grade corporate credit	Major European Bank	Europe non-UK	XS0791159758	Major European Bank
DUANE STREET CLO III – D - BBB debt	0,90	CLO	Debt	Broadly syndicated loans	Citi Capital Advisor	USA	US26358BAL27	Morgan Stanley
SIERA 2006-2X - B2L - BB Debt	0,89	CLO	Debt	Broadly syndicated loans	Apidos Capital Management	USA	XS0276546065	Bear Stearns
LAURELIN – D1 – BBB debt	0,87	CLO	Debt	Broadly syndicated loans	Golden Tree Asset Management LP	Europe non-UK	XS0305010711	Barclays Capital
EURO GALAXY CLO BV – E – BB debt	0,84	CLO	Debt	Broadly syndicated loans	AIG Global Investments	Europe non-UK	US29871UAG31	Morgan Stanley
Tara Hill 1X - III - BBB Debt	0,83	CLO	Debt	Broadly syndicated loans	GSO Blackstone	Europe non-UK	XS0122499931	Morgan Stanley
ACAS C 2012 1X - E - BB Debt	0,81	CLO	Debt	Broadly syndicated loans	ACAM	USA	USG00669AA28	Deutsche Bank
LIGHTPOINT PAN EUROPEAN CLO PLC	0,76	CLO	Equity	Broadly syndicated loans	Neuberger Berman	Europe	XS0282169803	Credit Suisse
Cordatus CLO III	0,74	CLO	Equity	Broadly syndicated loans	CVC	Europe	XS1052142608	Goldman Sachs
PROMISE MOBILITY 2006-1	0,72	Cash Corporate	Equity	German SME Loans	IKB	Europe non-UK	DE000A0LDYP7	Deutsche Bank
Aquarius	0,62	Synthetic Corporate	Bank Balance Sheet	Majority investment grade corporate credit	Major European Bank	USA	XS0870021366	Major European Bank
BLACK DIAMOND 2013-1 - D - BB debt	0,54	CLO	Debt	Broadly syndicated loans	Black Diamond Capital Management	USA	USG11476AA93	Natixis
ADAGIO II CLO – D1 - BBB debt	0,52	CLO	Debt	Broadly syndicated loans	Axa Investment Managers Paris	Europe non-UK	XS0237058424	Merrill Lynch International
Duane Street 2006-3X - E - BB	0,52	CLO	Debt	Broadly syndicated loans	Citi Capital Advisor	USA	USG29281AA33	Morgan Stanley
Acas CLO 2013-1 - F - B debt	0,51	CLO	Debt	Broadly syndicated loans	ACAM	USA	USG0067AAB64	Deutsche Bank

Volta Finance Portfolio Holdings: Complete List (ctd.)

Contact on the portfolio composition

Volta Admin Team
VoltaAdmin@list.db.com

Issuer	% GAV	Main Asset Class	Sub Classification	Description of underlying asset	Manager/Service Provider	Principal geographical exposure	ISIN	Arranging Institution
Opera Structured Credit	0,51	CLO	Equity	Broadly syndicated loans	AXA IM Paris	USA	XS0244258272	UBS
ALBA 2006-1 PLC	0,49	ABS	Residual	UK non-conforming RMBS	Oakwood	United Kingdom	XS0255043050	Credit Suisse
PRELUDE	0,49	CLO	Equity	Broadly syndicated loans	AXA IM Paris	USA	XS0213954802	Wachovia Bank NA
GALAXY VII CLO LTD	0,46	CLO	Equity	Broadly syndicated loans	AIG	USA	USG25796AB20	Morgan Stanley
GALAXY VIII CLO LTD – E – BB debt	0,46	CLO	Debt	Broadly syndicated loans	AIG	USA	US36317KAA51	Morgan Stanley
LIGHTPOINT CLO V, LTD	0,45	CLO	Equity	Broadly syndicated loans	Neuberger Berman	USA	USG5487GAG31	Credit Suisse
Tara Hill 1X - IV - BB debt	0,44	CLO	Debt	Broadly syndicated loans	AIB Capital Markets plc	Europe non-UK	XS0122500027	Morgan Stanley
Apidos CDO - E - BB debt	0,40	CLO	Debt	Broadly syndicated loans	Apidos Capital Management	USA	US03761NAA00	Morgan Stanley
Century CDO 2007 – C - BBB debt	0,32	CLO	Debt	Broadly syndicated loans	Lightpoint	USA	US15134UAA88	Credit Suisse
Leopard CLO BV – BB debt	0,22	CLO	Debt	Broadly syndicated loans	M&G Investment Management Ltd	Europe non-UK	XS0251752472	RBS
Octagon IP XI – D - BB debt	0,19	CLO	Debt	Broadly syndicated loans	Octagon Investment Partners	USA	USG67245AF09	Citigroup / GS
BLACK DIAMOND CLO - 2005-2X E1 - BB debt	0,16	CLO	Debt	Broadly syndicated loans	Black Diamond Capital Management	USA	XS0232465202	Bear Stearns
Denali Capital V	0,13	CLO	Equity	Broadly syndicated loans	Denali Capital LLC	USA	US24821MAB46	JP Morgan
JAZZ III CDO (IRELAND) P.L.C.	0,00	Synthetic Corporate Credit	Equity	Majority investment grade corporate credit	Axa Investment Managers Paris	USA	XS0263617374 / XS0263615675	Merrill Lynch International

Volta Finance Limited is incorporated in Guernsey under the Companies (Guernsey) Law, 2008 (as amended) and listed on NYSE Euronext Amsterdam. Its investment objectives are to preserve capital and to provide a stable stream of income to its shareholders through dividends. For this purpose, it pursues a multi-asset investment strategy targeting various underlying assets. The assets that the Company may invest in either directly or indirectly include, but are not limited to: corporate credits; sovereign and quasi-sovereign debt; residential mortgage loans; automobile loans. Volta Finance Limited’s basic approach to its underlying assets is through vehicles and arrangements that provide leveraged exposure to some of those underlying assets.

Volta Finance Limited has appointed AXA Investment Managers Paris, an investment management company with a division specialised in structured credit, for the investment management of all its assets.

Synthetic Corporate Credit

This asset class regroups the Company investments in securities issued by collateralised swap obligations (“CSO”) as well as bank balance-sheet transactions. Through this asset class, the Company aim to get an exposure to investment grade, sub-investment grade or unrated credits. The vast majority of these credit exposures are investment grade corporate credit exposures mainly through synthetic arrangements such as Credit Default Swaps (“CDS”).

This asset class is split depending on the subordination to default of the securities. The equity positions have no subordination to default but receive a high cash-on cash payment; the debt positions benefit from subordination to default and receive a lower coupon payment.

Through a bank balance-sheet transaction, the Company aim to get an equity or mezzanine exposure to a specific core business of a bank. They are structured through synthetic arrangements, such as CDS, Total Return Swap or Credit Linked Note and are often private transactions.

CLO

This asset class regroups the Company investments in securities issued by actively managed Collateralized Loan Obligations (CLO). This asset class is split based on the risk position within the CLO capital structure (ie between equity and mezzanine debt positions) and on the geographical main exposures of the underlying portfolio (ie US or European senior secured loans).

Cash Corporate Credit

This asset class offers a direct exposure to corporate credit portfolios (either investment grade, high yield or unrated). It currently encompasses an unlevered fund of leverage loans, a small and medium enterprise CLO equity tranche and an emerging market CDO debt tranche offering a cash exposure to a portfolio of mainly emerging market corporates.

ABS

This asset class regroups the Company investments in securities issued by structures for which payments depends on residential mortgage loans. This asset class is split based on the riskiness of the positions (ie between Residual Interest and debt tranches)