



# VOLTA FINANCE

## Limited

### January Monthly Report At 29 January 2016

By obtaining access to and reviewing this monthly report, you acknowledge and agree to be bound by the following:

This monthly report does not constitute or form part of any offer or invitation to sell or issue, or any solicitation of any offer to purchase or subscribe for, any shares or other securities of Volta Finance Limited (the "Company") whose portfolio is managed by AXA Investment Managers Paris (the "Investment Manager"), or securities of any other entity (together, the "Securities"). Nor shall this monthly report or any part of it nor the fact of its distribution or publication (on the Company's website or otherwise) form the basis of, or be relied on in connection with, any contract or investment decision in relation to the Securities. This monthly report does not constitute a recommendation regarding the Securities. The information contained herein is for information purposes only, does not purport to contain all the information that may be required to evaluate the Company or any other entity or their respective financial positions.

This monthly report speaks only as of its date and neither the Company nor the Investment Manager is under any obligation to update the information contained herein. Certain information and estimates contained herein are originated by or derived from third parties and therefore the accuracy and completeness of such information and estimates has not been verified. It should also be noted that the financial information contained herein has not been audited. No representation or warranty whatsoever, whether express or implied, is given by or on behalf of the Company, the Investment Manager, their affiliates, or their respective directors, officers or employees or any other person as to (a) the accuracy or completeness of the information or (b) the opinions contained in this monthly report. None of the Company, the Investment Manager, any of their affiliates, or their respective directors, officers or employees or any other person accepts any liability whatsoever for any such information or opinions. Nothing contained herein shall be relied upon as a promise or representation whether as to past or future performance of the Company, any other entity, any Securities or any asset class in the Company's portfolio. No statement in this monthly report is intended to be nor may be construed as a profit forecast and there can be no assurance that the assumptions described herein, the returns and targets (including without limitation target portfolio composition) indicated herein will be achieved.

The valuation of financial assets can vary significantly from the prices that the Company could obtain if it sought to liquidate the positions due to market conditions and general economic environment. Such valuations do not constitute a fairness or similar opinion and should not be regarded as such. They follow the valuation policy of the Company as adapted from time to time in the best interests of the shareholders, taking into account the evolutions and the illiquidity of financial markets.

# Comment

**Dear Shareholders and Investors,**

## **PERFORMANCE**

At the end of January 2016, the Estimated NAV<sup>1</sup> of Volta Finance Limited (the “Company”, “Volta Finance” or “Volta”) was €274.4m or €7.51 per share, a decrease of €0.31 per share

The NAV performance for January was -4.0% following a gain of 10% for calendar year 2015 (including the April and December dividend payments). This negative performance for January was mainly caused by the decline in prices of CLO debt tranches.

The GAV stood at €318.2m at the end of January 2016.

In January, mark-to-market variations<sup>2</sup> of Volta’s asset classes were: -0.2% for Synthetic Corporate Credit deals; -2.4% for CLO Equity tranches; -5.7% for CLO Debt tranches, +2.5% for Cash Corporate Credit deals; and, +0.6% for ABS.

Once again in January, Volta benefited from its diversification across and within various sub-asset classes, being able to partially mitigate the sharp downward revision in CLO debt prices thanks to the varying correlation that exists with some other portions of the portfolio.

## **MARKET REVIEW AND PORTFOLIO ACTIVITY**

In January 2016, credit markets were shaky again, with a negative performance from corporate credit bonds and the US and the European loan markets.

In January, Volta received the equivalent of €5.1m in interest and coupons (non-Euro amounts translated into Euro using end-of-month cross currency rates) bringing the total cash amount received in terms of interest and coupons during the last six months to €15.9m.

In early January, Volta sold 2 USD CLO debt tranches (at an average projected yield at Libor+350bp) and received the principal payment from one Euro CLO debt tranche for a total of €7.2m. These funds were reinvested in February at significantly wider spreads (Libor + 975bp on average). For several months, we have redeemed and sold CLO 1.0 debt tranches, replacing them with higher yielding CLO 2.0 tranches.

Cash or cash equivalent instruments at the end of January totalled €16.7m. The cash flows received from our assets have increased in the most recent months and should continue to do so.

# Comment (continued)

Despite the significant stress in credit and equity markets over the past 6 months, this has not been reflected materially on the company's Estimated NAV which, with a fall of 4.8% between the end of July 2015 and end of January 2016 has exhibited relative stability. This has been achieved thanks to the relatively conservative approach adopted over recent years, combined with the breadth and flexibility of mandate available to Volta, which enables us to be selective and opportunistic. That has been reflected in alpha relative to both opportunity set and peer group.

We continue to see opportunities in several structured credit sectors including mezzanine or equity tranches of CLOs, RMBS tranches as well as tranches of Cash or Synthetic Corporate Credit portfolios.

## **Announcement of election of Home Member State**

EU Directives 2004/109/EC, 2007/14/EC and 2013/50/EU, which are frequently referred to together as the EU Transparency Directive ("EUTD") require issuers of securities listed on an EU regulated market to publicly disclose their Home Member State. In accordance with the EUTD, Volta hereby discloses that its Home Member State is the Netherlands.

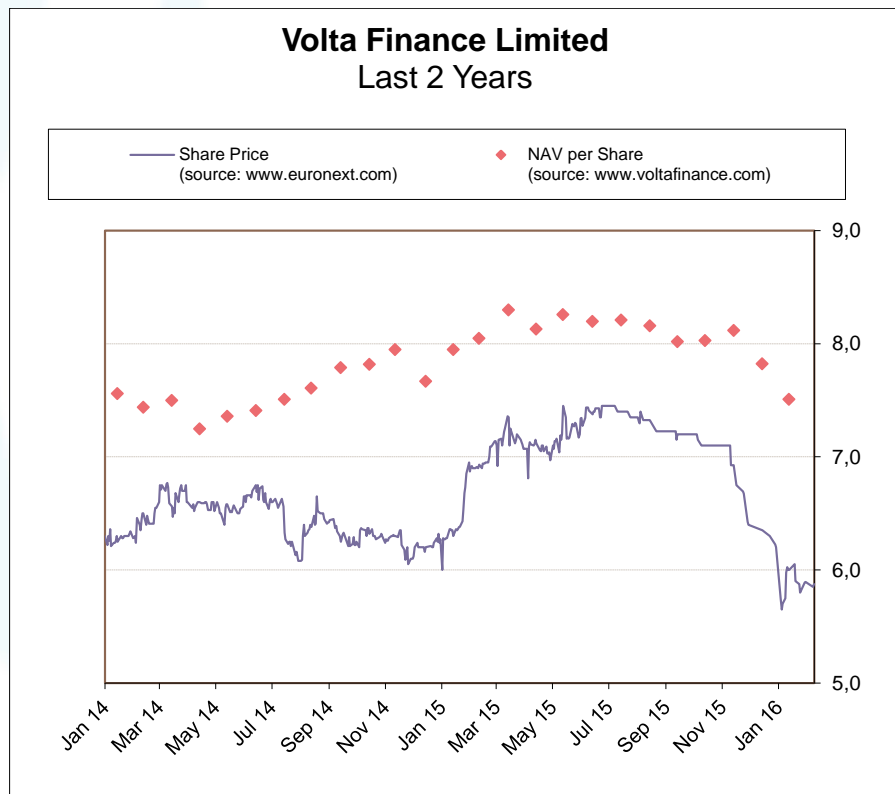
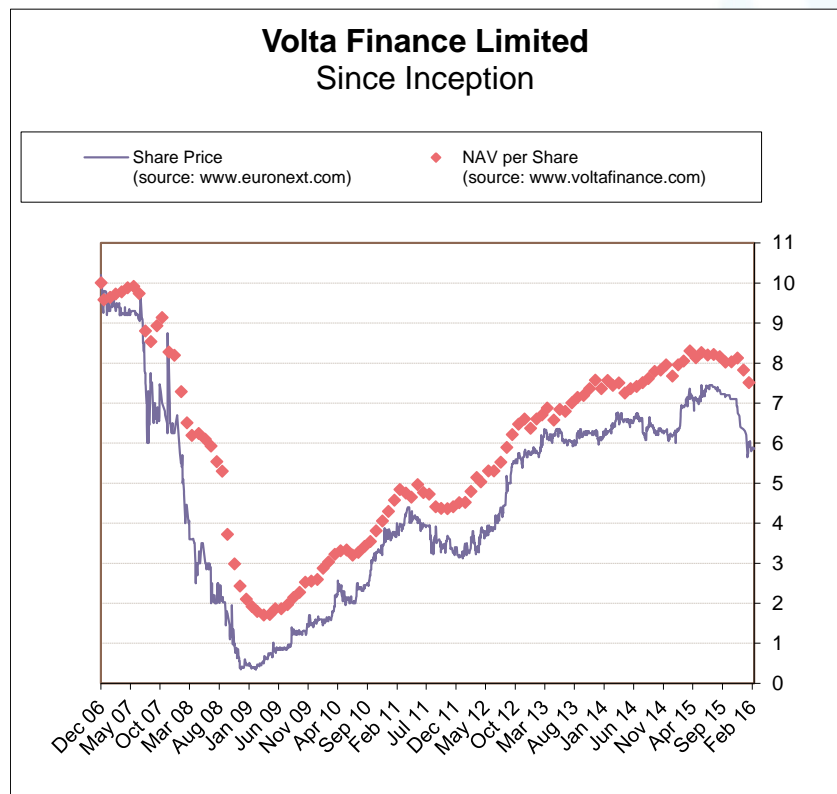
<sup>1</sup> *It should be noted that approximately 11.0% of Volta's NAV comprises investments in funds for which the relevant NAVs as at the month-end date are normally available only after Volta's NAV has already been published. Volta's policy is to publish its own NAV on as timely a basis as possible in order to provide shareholders with Volta's appropriately up-to-date NAV information. Consequently, such investments in funds are valued using the most recently available NAV for each fund. As at 31 January 2016, the most recently available fund NAV was as at 31 December 2015 for 10.4% of Volta's NAV and as at 30 September 2015 for 0.6% of Volta's NAV.*

<sup>2</sup> *"Mark-to-market variation" is calculated as the Dietz-performance of the assets in each bucket, taking into account the Mark-to-Market of the assets at month-end, payments received from the assets over the period, and ignoring changes in cross currency rates. Nevertheless, some residual currency effects could impact the aggregate value of the portfolio when aggregating each bucket.*

# Estimated Net Asset Value

	At 29.01.16	At 31.12.15	Note
Gross Asset Value (GAV – € million)	318,2	328,9	In March 2015 Volta entered into a Repurchase Agreement creating a significant amount of liability. From end of March 2015, GAV is the sum of all assets including cash. The net value of the Company for shareholders is given by the Estimated NAV (liabilities are subtracted from GAV)
Liabilities (€m)	43,8	43,3	
Estimated NAV (€m) / per Share (€)	274,4 / 7,51	285,6 / 7.82	36,515,762 outstanding shares

## Estimated NAV and Share Price History



# Portfolio Composition

Contact on the portfolio composition

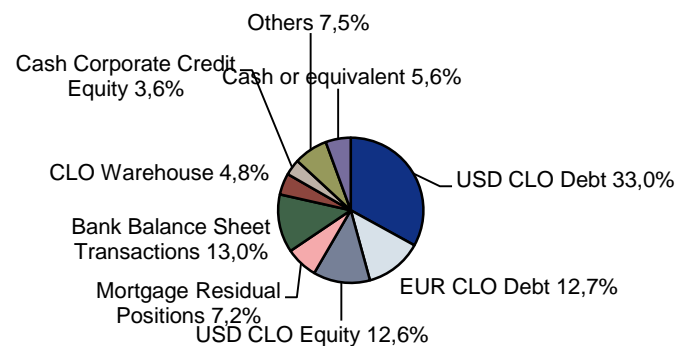
Volta Admin Team  
voltafinance@sannegroup.com

Market Value (€m)		Breakdown of Gross Asset Value (% GAV)		Average Price	Nominal Amount*(€m)
CLO	216,4	USD CLO Equity	12,6%	57%	40,3
		USD CLO Debt	33,0%	80%	131,5
		EUR CLO Equity	4,8%	75%	30,6
		EUR CLO Debt	12,7%	90%	45,0
		CLO Warehouse	4,8%	not relevant	-
Synthetic Corporate Credit	41,3	Synthetic Corporate Credit Equity	0,0%		-
		Bank Balance Sheet Transactions	13,0%	95%	43,2
Cash Corporate Credit	15,5	Cash Corporate Credit Equity	3,6%	58,3%	12,1
		Cash Corporate Credit Debt	1,3%	88,7%	4,6
ABS	27,4	Mortgage Residual Positions	7,2%	not relevant	22,8
		ABS Debt	1,4%	not relevant	4,6
Cash or equivalent	17,8	Cash or equivalent	5,6%		17,8
<b>GAV</b>	<b>318,2</b>				352,4
Liability	- 41,7	Debt from Repurchase Agreement	-13,1%		
Fees due	- 2,2	Fees due to Investment Manager	-0,7%		
<b>Estimated NAV</b>	<b>274,4</b>	<b>Per Share</b>	<b>7,51</b>		

\* Nominal amount equal market value for funds, ABS Residual positions and CLO Equity positions, par amount for debt assets

Currency Exposures	in CCY (m)	% NAV
Euro Assets (EURm)	111,3	40,6%
Exposure to Euro (including USD/Euro hedge)		63,4%
USD Assets (USDm)	151,8	51,1%
USD Forward Sales	93,0	
USD Call ** (39,8% Delta)	63,0	
Residual exposure to USD (in USDm)	83,8	28,2%
GBP Assets (GBPm)	12,5	6,0%
CHF Assets (CHFm)	7,2	2,4%

\*\* USD Calls are purchased to reduce margining calls on the USD forward sales



# Volta Finance Portfolio Holdings: Complete List

Issuer	% GAV	Main Asset Class	Sub Classification	Description of underlying asset	Manager/Serviceur	Principal geographic exposure	ISIN	Arranging Institution	Vintage
CVC Warehouse	4,78	CLO	Warehouse	Broadly syndicated loans	CVC Credit Partners	Europe	na	Credit Suisse	2015
Bank Deleveraging Opportunity Fund	4,64	Synthetic Corporate	Bank Balance Sheet	Majority investment grade corporate credit	Axa Investment Managers Paris	Europe non-UK	FR0011525724	AXA IMP	na
Wasatch CLO 2006-1 Sub	2,93	CLO	Equity	Broadly syndicated loans	Invesco	USA	USG94608AB57	JP Morgan	2006
St Bernard Opportunity Fund	2,61	ABS	Debt (Fund)	US Mortgages	Axa Investment Managers Paris	USA	QS0002021030	NA	2008
ALBA 2006-2 PLC	2,59	ABS	Residual	UK non-conforming RMBS	Oakw ood	United Kingdom	XS0271780651	Credit Suisse	2006
TENNENBAUM OPPORTUNITIES FUND V	2,51	Cash Corporate	Equity (Fund)	High yield bonds and loans	Tennenbaum Capital Partners, L.L.C.	USA	TOF5	Wachovia Bank, NA	2006
Oak Hill ECP 2015 -3-sub	2,48	CLO	Equity	Broadly syndicated loans	Oak Hill	Europe Inc-UK	XS1227790844	Goldman Sachs	2015
ALBA 2007-1 PLC	2,46	ABS	Residual	UK non-conforming RMBS	Oakw ood	United Kingdom	XS0301709621	Credit Suisse	2007
Black Diamond 2006 1 E - BB debt	2,35	CLO	Debt	Broadly syndicated loans	Black Diamond Capital Management L.L.C.	USA	XS0282504280	Bear Stearns	2006
CIFC 2007-3 D - BB Debt	2,31	CLO	Debt	Broadly syndicated loans	CIFC	USA	USG2189NAA93	JP Morgan	2007
Acas CLO 2014-1 E - BB Debt	2,25	CLO	Debt	Broadly syndicated loans	ACAM	USA	USG00673AA48	Deutsche Bank	2014
Black Diamond 2013-1 Sub	2,25	CLO	Equity	Broadly syndicated loans	Black Diamond Capital Management L.L.C.	USA	USG11476AB76	Natixis	2013
Adagio III CLO E -BB debt	2,14	CLO	Debt	Broadly syndicated loans	Axa Investment Managers Paris	Europe	XS0262683971	Lehman Brothers	2006
Richmond Park CLO D - BB debt	1,95	CLO	Debt	Broadly syndicated loans	GSO Blackstone	Europe	XS1000874302	Citigroup	2013
CIFC 2006-2 B2L - BB debt	1,92	CLO	Debt	Broadly syndicated loans	CIMC	USA	XS0279835614	Bear Stearns & Co Inc	2006
ACAS 2015-2 E - BB debt	1,81	CLO	Debt	Broadly syndicated loans	ACAM	USA	USG0068AAA72	Wellsfargo	2015
CIFC 2007-2 D - BB debt	1,76	CLO	Debt	Broadly syndicated loans	CIFC	USA	USG21899AA00	JP Morgan	2007
Acas CLO 2013-1 E - BB Debt	1,70	CLO	Debt	Broadly syndicated loans	ACAM	USA	USG0067AAA81	Deutsche Bank	2013
Bank Capital Opportunity Fund	1,67	Synthetic Corporate	Bank Balance Sheet	Majority investment grade corporate credit	Axa Investment Managers Paris	Europe non-UK	LU0648070216	AXA IMP	na
ROOF	1,59	Synthetic Corporate	Bank Balance Sheet	SME Loans	RBI CZ	Europe	XS1334455364	Credit Suisse	2015

# Volta Finance Portfolio Holdings: Complete List (ctd.)

Issuer	% GAV	Main Asset Class	Sub Classification	Description of underlying asset	Manager/Serviceur	Principal geographic exposure	ISIN	Arranging Institution	Vintage
ICG 2014-2 E	1,51	CLO	Debt	Broadly syndicated loans	ICG Capital	USA	USG47075AA76	Morgan Stanley	2014
KKR 12 E - BB debt	1,46	CLO	Debt	Broadly syndicated loans	KKR Investment Manager	USA	USG5277UAA90	BNP Paribas	2015
Elvetia 2	1,42	Synthetic Corporate	Bank Balance Sheet	Majority investment grade corporate credit	Major European Bank	Europe non-UK	XS1249420396	Major European Bank	2015
Acas CLO 2014-2 E - BB debt	1,38	CLO	Debt	Broadly syndicated loans	ACAM	USA	USG00677AA51	Wellsfargo	2014
Limerock 1 D – BB debt	1,33	CLO	Debt	Broadly syndicated loans	Invesco	USA	US532623AH83	Credit Suisse	2007
Carlyle HY PART IX Sub	1,32	CLO	Equity	Broadly syndicated loans	Carlyle	USA	KYG1908R1048	Lehman Brothers	2006
ICE 1 Emerg CLO- A3 – AA debt	1,29	Cash Corporate	Debt	Corporate Emerging Debt	ICE Canyon LLC	Other	USG4746PAD09	CitiGroup	2006
Black Diamond 2013-1 D - BB debt	1,25	CLO	Debt	Broadly syndicated loans	Black Diamond Capital Management LLC	USA	USG11476AA93	Natixis	2013
Golden Tree Loan OPP. 2007-4 Sub	1,22	CLO	Equity	Broadly syndicated loans	Golden Tree	USA	USG39607AC37	Deutsche Bank	2007
Jubilee1 D - BBB Debt	1,20	CLO	Debt	Broadly syndicated loans	Alcentra	Europe	XS0292633533	JP Morgan	2007
BSN 2015	1,18	Synthetic Corporate	Bank Balance Sheet	Majority investment grade corporate credit			XS1322532000	CACIB	2015
Oak Hill ECP 2007-2 E - BB debt	1,16	CLO	Debt	Broadly syndicated loans	Oak Hill	Europe	XS0300349379	Deutsche Bank	2007
Sands Point 2006-1 Sub	1,13	CLO	Equity	Middle market loans	Guggenheim	USA	USG7800DAA93	Deutsche Bank	2006
Batallion CLO 2007-1 E - BB debt	1,12	CLO	Debt	Broadly syndicated loans	Brigade Capital Management	USA	USG08889AF79	Deutsche Bank	2007
Batallion CLO 2007-1 Sub	1,12	CLO	Equity	Broadly syndicated loans	Brigade Capital Management	USA	USG08887AA27	Deutsche Bank	2007
Arese 2013-6 E - BB debt	1,11	CLO	Debt	Broadly syndicated loans	Arese Europe	Europe	XS0951555530	Credit Suisse	2013
ICG 2014-3 D - BB debt	1,10	CLO	Debt	Broadly syndicated loans	ICG Capital	USA	USG47071AA62	Citibank	2015
EuroGalaxy 2013-3 E - BB debt	1,09	CLO	Debt	Broadly syndicated loans	Pinnebridge (aka AIG)	Europe	XS0996455472	Barclays Capital	2013
ACAS 2015-2 Sub	1,04	CLO	Equity	Broadly syndicated loans	ACAM	USA	USG0068AAB55	Wellsfargo	2015
ICG 2015-2 E - BB debt	1,03	CLO	Debt	Broadly syndicated loans	ICG Capital	USA	USG47091AA43	Morgan Stanley	2015

# Volta Finance Portfolio Holdings: Complete List (ctd.)

Issuer	% GAV	Main Asset Class	Sub Classification	Description of underlying asset	Manager/Serviceur	Principal geographic exposure	ISIN	Arranging Institution	Vintage
Venture 2007-9 E - BB debt	1,00	CLO	Debt	Broadly syndicated loans	MJX	USA	USG93352AA33	Morgan Stanley	2007
Mountain View X E - BB debt	0,99	CLO	Debt	Broadly syndicated loans	Seix Advisor	USA	USG63005AA37	Morgan Stanley	2015
SANCF 2014-1	0,95	ABS		European Consumer ABS Auto	BANCO SANTANDER	EUROPE	ES0305053045	Banco Santander	2014
ARESE 2013-6 - Sub	0,92	CLO	Equity	Broadly syndicated loans	Arese Europe	Europe	XS0951556850	Credit Suisse	2013
Cordatus 2007-1 E BB debt	0,90	CLO	Debt	Broadly syndicated loans	CVC Credit Partners	Europe	XS0304113235	RBS	2007
ACAS 2015-1 E - BB debt	0,90	CLO	Debt	Broadly syndicated loans	ACAM	USA	USG0067UAA46	Deutsche Bank	2015
Start 10	0,86	Synthetic Corporate	Bank Balance Sheet	Majority investment grade corporate credit	Standard Chartered	Other	XS1282736468	Standard Chartered	2015
Dorchester Park 2015-1 F - B Debt	0,86	CLO	Debt	Broadly syndicated loans	GSO Blackstone	USA	USG28175AB66	Deutsche Bank	2015
Clock 2013	0,85	Synthetic Corporate	Bank Balance Sheet	Majority investment grade corporate credit	Major European Bank	Europe non-UK	XS0908245037	Major European Bank	2013
BlackDiamond 2012-1 D - BB debt	0,79	CLO	Debt	Broadly syndicated loans	Black Diamond Capital Management LLC	USA	USG1146TAA00	Crédit Suisse	2012
Adagio III D - BBB debt	0,78	CLO	Debt	Broadly syndicated loans	Axa Investment Managers Paris	Europe	XS0262683203	Lehman Brothers	2006
Laurelin 2 D1 – BBB debt	0,78	CLO	Debt	Broadly syndicated loans	Golden Tree Asset Management LP	Europe	XS0305010711	Barclays Capital	2007
ACAS 2012-1 E - BB debt	0,76	CLO	Debt	Broadly syndicated loans	ACAM	USA	USG00669AA28	Deutsche Bank	2012
Carlyle GMSE 2013-1 E - BB debt	0,76	CLO	Debt	Broadly syndicated loans	Carlyle	Europe	XS0941552407	Barclays Capital	2013
CARAVELA 3	0,75	Synthetic Corporate	Bank Balance Sheet	SME Loans	European Bank	Europe non-UK	XS0945192762	StormHarbour	2013
Dorchester Park 2015-1 Sub	0,72	CLO	Equity	Broadly syndicated loans	GSO Blackstone	USA	USG28175AC40	Deutsche Bank	2015
Black Diamond 2014-1 D - BB debt	0,71	CLO	Debt	Broadly syndicated loans	Black Diamond Capital Management LLC	USA	USG11496AA73	JP Morgan	2014
CELF 2005-2 D - BBB debt	0,69	CLO	Debt	Broadly syndicated loans	Carlyle Europe	Europe	XS0233121234	JP Morgan	2005
Flatiron 2015-1 F - B debt	0,68	CLO	Debt	Broadly syndicated loans	Nylim	USA	USG3554YAB86	Morgan Stanley	2015
Flatiron 2015-1 E	0,59	CLO	DEBT	Broadly syndicated loans	Nylim	USA	USG3554YAA04	Morgan Stanley	2015



# Volta Finance Portfolio Holdings: Complete List (ctd.)

Issuer	% GAV	Main Asset Class	Sub Classification	Description of underlying asset	Manager/Service	Principal geographic exposure	ISIN	Arranging Institution	Vintage
Crescent Europ. Specially Lending	0,55	Cash Corporate	Equity (Fund)	Loans	Crescent Capital Group	Europe Inc-UK	USG47075AA76	na	na
PROMISE MOBILITY 2006-1	0,53	Cash Corporate	Equity	German SME Loans	IKB	Europe non-UK	DE000A0LDYP7	Deutsche Bank	2006
Cordatus 2014-III - Sub	0,47	CLO	Equity	Broadly syndicated loans	CVC Credit Partners	Europe	XS1052142608	Goldman Sachs	2014
ACAS 2014-2 Sub	0,46	CLO	Equity	Broadly syndicated loans	ACAM	USA	USG00677AB35	Wellsfargo	2014
Oak Hill ECP 2007-2 Sub	0,44	CLO	Equity	Broadly syndicated loans	Oak Hill	Europe non-UK	XS0300349700	Deutsche Bank	2007
Acas CLO 2013-1 F - B debt	0,42	CLO	Debt	Broadly syndicated loans	ACAM	USA	USG0067AAB64	Deutsche Bank	2013
ACAS 2015-1 F - B debt	0,36	CLO	Debt	Broadly syndicated loans	ACAM	USA	USG0067UAB29	Deutsche Bank	2015
Lightpoint Pan European CLO - Sub	0,33	CLO	Equity	Broadly syndicated loans	Neuberger Berman	Europe	XS0282169803	Credit Suisse	2006
Flatiron 2015-1 Sub	0,33	CLO	Equity	Broadly syndicated loans	Nylim	USA	USG3554YAC69	Morgan Stanley	2015
Century 2007-14 C - BBB debt	0,33	CLO	Debt	Broadly syndicated loans	Lightpoint	USA	US15134UAA88	Credit Suisse	2007
Opera Structured Credit	0,20	CLO	Equity	Broadly syndicated loans	AXA IM Paris	USA	XS0244258272	UBS	2006
Leopard IV E – BB debt	0,19	CLO	Debt	Broadly syndicated loans	M&G Investment Management Ltd	Europe	XS0251752472	RBS	2006
Octagon2007-XI D - BB debt	0,19	CLO	Debt	Broadly syndicated loans	Octagon Investment Partners	USA	USG67245AF09	Citigroup / GS	2007
Black Diamond - 2005-2 E1 - BB debt	0,17	CLO	Debt	Broadly syndicated loans	Black Diamond Capital Management LLC	USA	XS0232465202	Bear Stearns	2005
PRELUDE	0,13	CLO	Equity	Broadly syndicated loans	AXA IM Paris	USA	XS0213954802	Wachovia Bank NA	2006
Denali Capital 2005-V - Sub	0,00	CLO	Equity	Broadly syndicated loans	Denali Capital LLC	USA	US24821MAB46	JP Morgan	2005
Lightpoin CLO V - Sub	0,00	CLO	Equity	Broadly syndicated loans	Neuberger Berman	USA	USG5487GAG31	Credit Suisse	2006

# About Volta Finance Ltd

Volta Finance Limited is incorporated in Guernsey under The Companies (Guernsey) Law, 2008 (as amended) and listed on Euronext Amsterdam and the London Stock Exchange's Main Market for listed securities. Volta's home member state for the purposes of the EU Transparency Directive is the Netherlands. As such, Volta is subject to regulation and supervision by the AFM, being the regulator for financial markets in the Netherlands.

Volta's investment objectives are to preserve capital and to provide a stable stream of income to its shareholders through dividends. For this purpose, it pursues a multi-asset investment strategy targeting various underlying assets. The assets that the Company may invest in either directly or indirectly include, but are not limited to: corporate credits; sovereign and quasi-sovereign debt; residential mortgage loans; automobile loans. Volta Finance Limited's basic approach to its underlying assets is through vehicles and arrangements that provide leveraged exposure to some of those underlying assets. Volta Finance Limited has appointed AXA Investment Managers Paris, an investment management company with a division specialised in structured credit, for the investment management of all its assets.

## ***Synthetic Corporate Credit***

This asset class regroups the Company investments in securities issued by collateralised swap obligations ("CSO") as well as bank balance-sheet transactions. Through this asset class, the Company aim to get an exposure to investment grade, sub-investment grade or unrated credits. The vast majority of these credit exposures are investment grade corporate credit exposures mainly through synthetic arrangements such as Credit Default Swaps ("CDS").

This asset class is split depending on the subordination to default of the securities. The equity positions have no subordination to default but receive a high cash-on cash payment; the debt positions benefit from subordination to default and receive a lower coupon payment.

Through a bank balance-sheet transaction, the Company aim to get an equity or mezzanine exposure to a specific core business of a bank. They are structured through synthetic arrangements, such as CDS, Total Return Swap or Credit Linked Note and are often private transactions.

## ***CLO***

This asset class regroups the Company investments in securities issued by actively managed Collateralized Loan Obligations (CLO). This asset class is split based on the risk position within the CLO capital structure (ie between equity and mezzanine debt positions) and on the geographical main exposures of the underlying portfolio (ie US or European senior secured loans).

## ***Cash Corporate Credit***

This asset class offers a direct exposure to corporate credit portfolios (either investment grade, high yield or unrated). It currently encompasses an unlevered fund of leverage loans, a small and medium enterprise CLO equity tranche and an emerging market CDO debt tranche offering a cash exposure to a portfolio of mainly emerging market corporates.

## ***ABS***

This asset class regroups the Company investments in securities issued by structures for which payments depends on residential mortgage loans. This asset class is split based on the riskiness of the positions (ie between Residual Interest and debt tranches)