

Contact on the portfolio composition

Volta Admin Team
Voltafinance@sannegroup.com



Volta Finance Limited

May Monthly Report

At 29 May 2015

By obtaining access to and reviewing this monthly report, you acknowledge and agree to be bound by the following:

This monthly report does not constitute or form part of any offer or invitation to sell or issue, or any solicitation of any offer or purchase or subscribe for, any shares or other securities of Volta Finance Limited (the "Company") whose portfolio is managed by AXA Investment Managers Paris (the "Investment Manager"), or securities of any other entity (together, the "Securities"). Nor shall this monthly report or any part of it nor the fact of its distribution or publication (on the Company's website or otherwise) form the basis of, or be relied on in connection with, any contract or investment decision in relation to the Securities. This monthly report does not constitute a recommendation regarding the Securities. The information contained herein is for information purposes only, does not purport to contain all the information that may be required to evaluate the Company or any other entity or their respective financial positions.

This monthly report speaks only as of its date and neither the Company nor the Investment Manager is under any obligation to update the information contained herein. Certain information and estimates contained herein are originated by or derived from third parties and therefore the accuracy and completeness of such information and estimates has not been verified. It should also be noted that the financial information contained herein has not been audited. No representation or warranty whatsoever, whether express or implied, is given by or on behalf of the Company, the Investment Manager, their affiliates, or their respective directors, officers or employees or any other person as to (a) the accuracy or completeness of the information or (b) the opinions contained in this monthly report. None of the Company, the Investment Manager, any of their affiliates, or their respective directors, officers or employees or any other person accepts any liability whatsoever for any such information or opinions. Nothing contained herein shall be relied upon as a promise or representation whether as to past or future performance of the Company, any other entity, any Securities or any asset class in the Company's portfolio. No statement in this monthly report is intended to be nor may be construed as a profit forecast and there can be no assurance that the assumptions described herein, the returns and targets (including without limitation target portfolio composition) indicated herein will be achieved.

The valuation of financial assets can vary significantly from the prices that the Company could obtain if it sought to liquidate the positions due to market conditions and general economic environment. Such valuations do not constitute a fairness or similar opinion and should not be regarded as such. They follow the valuation policy of the Company as adapted from time to time in the best interests of the shareholders, taking into account the evolutions and the illiquidity of financial markets.

Comment

Dear Shareholders and Investors,

PERFORMANCE

At the end of May 2015, the Estimated NAV of Volta Finance Limited (the “Company”, “Volta Finance” or “Volta”) was €301.6m or €8.26 per share, an increase of €0.13 per share since the end of April 2015. The monthly performance was 1.6%.

The YTD performance for 2015, accounting for dividends paid, stands at +11.7% as at the end of May.

Because the Company has, for few months now, some leverage at a Company level, the Company is reporting a Gross Asset Value (“GAV”) and an Estimated Net Asset Value (“NAV”) on a monthly basis (with an audited Net Asset Value for 31st July and 31st January): The GAV stood at €332.0m at the end of May.

MARKET REVIEW AND PORTFOLIO ACTIVITY

Credit markets were broadly stable in May, although some modest spread widening was seen towards the end of the month. Consistent with this limited market backdrop, all of Volta’s asset classes generated positive performance for the month. The May mark-to-market variations* of Volta’s asset classes were: +0.7% for Synthetic Corporate Credit deals, +1.0% for CLO Equity tranches; +1.0% for CLO Debt tranches, +0.2% for Cash Corporate Credit deals and +0.9% for ABS. Currency markets were also calmer after the volatility in USD/EUR seen earlier in the year. The modest appreciation of the USD against the Euro also added to returns for the month. As at the end of May, Volta’s exposure to USD represented 38.7% of the Estimated NAV.

In May, Volta did not undertake any sales or purchases. €3m from a prior commitment was drawn down, being the final amount in respect of the Company’s investment in a fund dedicated to Bank Balance Sheet Transactions.

At the end of May, Volta held €20.4m in cash, excluding an amount of €2.5m which is pledged as margin under its currency hedging facilities. €7.1m of this was in respect of a purchase made at the end of April, as yet to be settled in June. Post settlement cash available stands at €13m.

Volta received the equivalent of €1.5m of interest and coupons in May 2015 (non-Euro amounts translated to Euro using end-of-month cross currency rates) bringing the total cash amount received in terms of interest and coupons during the last six months to €17.2m.

Comment (continued)

In May 2015, no particular event materially impacted any of Volta's assets.

We continue to see opportunities in several structured credit sectors including mezzanine or equity tranches of CLOs, RMBS tranches as well as tranches of Cash or Synthetic Corporate Credit portfolios.

LONDON STOCK EXCHANGE LISTING

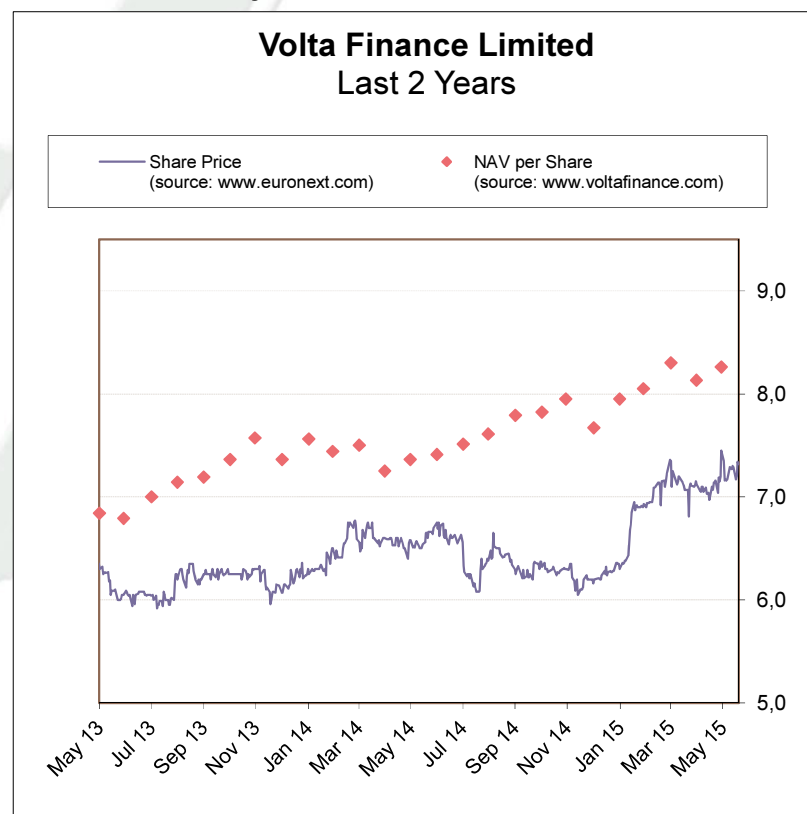
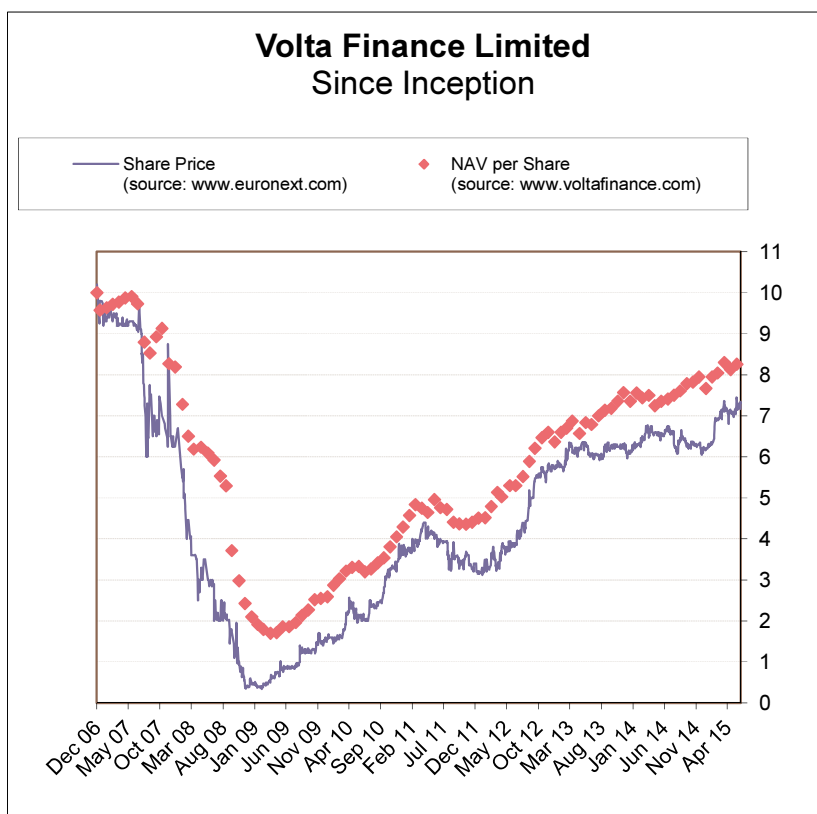
As previously announced, the Company's shares were admitted to trading on the Main Market of the London Stock Exchange on the 29th May. This listing, which is expected to increase, over time, the liquidity of Volta's shares has been well received, considering the positive market reaction that has occurred to date following the London listing.

** "Mark-to-market variation" is calculated as the Dietz-performance of the assets in each bucket, taking into account the Mark-to-Market of the assets at month-end, payments received from the assets over the period, and ignoring changes in cross currency rates. Nevertheless, some residual currency effects could impact the aggregate value of the portfolio when aggregating each bucket.*

Estimated Net Asset Value

	At 29.05.15	At 30.04.15	Note
Gross Asset Value (GAV – € million)	332,0	330,3	In March 2015 Volta entered into a Repurchase Agreement creating a significant amount of liability. From end of March 2015, GAV is the sum of all assets including cash. The net value of the Company for shareholders is given by the Estimated NAV (liabilities are subtracted from GAV)
Liabilities (€m)	30,4	33,4	
Estimated NAV (€m) / per Share (€)	301,6 / 8,23	296,9 / 8.13	36 497 046 outstanding shares

Estimated NAV and Share Price History



Portfolio Composition

Contact on the portfolio composition

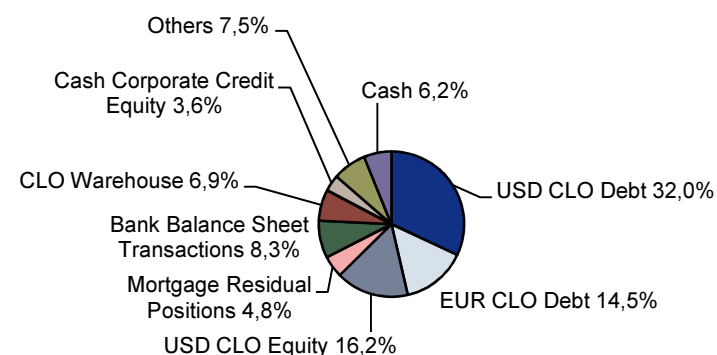
Volta Admin Team
voltafinance@sannegroup.com

Market Value (€m)		Breakdown of Gross Asset Value (% GAV)		Average Price	Nominal Amount*(€m)
CLO	247,2	USD CLO Equity	16,2%	77%	53,8
		USD CLO Debt	32,0%	96%	110,4
		EUR CLO Equity	4,9%	70%	16,3
		EUR CLO Debt	14,5%	97%	49,6
		CLO Warehouse	6,9%	102%	22,6
Synthetic Corporate Credit	27,7	Synthetic Corporate Credit Equity	0,0%		-
		Bank Balance Sheet Transactions	8,3%	98%	28,3
Cash Corporate Credit	16,2	Cash Corporate Credit Equity	3,6%	53,8%	12,6
		Cash Corporate Credit Debt	1,2%	89,4%	4,6
ABS	20,5	Mortgage Residual Positions	4,8%	not relevant	16,1
		ABS Debt	1,3%	not relevant	4,4
Cash	20,4	Cash	6,2%		20,4
GAV	332,0				339,0
Liability	- 27,5	Debt from Repurchase Agreement	-8,2%		
Fees due	- 2,9	Fees due to Investment Manager	-0,9%		
Estimated NAV	301,6	Per Share	8,26		

* Nominal amount equal market value for funds, ABS Residual positions and CLO Equity positions, par amount for debt assets

Currency Exposures	in CCY (m)	% NAV
Euro Assets (EURm)	113,1	37,5%
USD Assets (USDm)	177,4	53,7%
USD Forward Sales	63,5	
USD Call ** (22,4% Delta)	62,5	
Residual exposure to USD (in USDm)	127,9	38,7%
GBP Assets (GBPm)	17,1	7,9%
CHF Assets (CHFm)	2,9	0,9%

** USD Calls are purchased to reduce margining calls on the USD forward sales



Volta Finance Portfolio Holdings: Complete List

Issuer	% GAV	Main Asset Class	Sub Classification	Description of underlying asset	Manager/Service Provider	Principal geographic exposure	ISIN	Arranging Institution	Vintage
OakHill Warehouse	6,94	Loans	Equity	Broadly syndicated loans	Oak Hill	Europe Inc-UK		Goldman Sachs	2014
Bank Deleveraging Opportunity Fund	4,72	Synthetic Corporate	Bank Balance Sheet	Majority investment grade corporate credit	Axa Investment Managers Paris	Europe non-UK	FR0011525724	AXA IMP	na
Wasatch CLO 2006-1 Sub	3,12	CLO	Equity	Broadly syndicated loans	Invesco	USA	USG94608AB57	JP Morgan	2006
Black Diamond 2013-1 Sub	3,03	CLO	Equity	Broadly syndicated loans	Black Diamond Capital Management	USA	USG11476AB76	Natixis	2013
Black Diamond 2006 1 E - BB debt	2,29	CLO	Debt	Broadly syndicated loans	Black Diamond Capital Management	USA	XS0282504280	Bear Stearns	2006
CIFC 2007-3 D - BB Debt	2,27	CLO	Debt	Broadly syndicated loans	CIFC	USA	USG2189NAA93	JP Morgan	2007
ALBA 2006-2 PLC	2,27	ABS	Residual	UK non-conforming RMBS	Oakwood	United Kingdom	XS0271780651	Credit Suisse	2006
TENNENBAUM OPPORTUNITIES FUND V	2,14	Cash Corporate	Equity (Fund)	High yield bonds and loans	Tennenbaum Capital Partners, LLC	USA	TOF5	Wachovia Bank, N.A.	2006
Oak Hill ECP 2015 -3-sub	2,13	CLO	Equity	Broadly syndicated loans	Oak Hill	Europe Inc-UK	XS1227790844	Goldman Sachs	2015
ALBA 2007-1 PLC	2,13	ABS	Residual	UK non-conforming RMBS	Oakwood	United Kingdom	XS0301709621	Credit Suisse	2007
Northwoods Capital 2007-8 Sub	2,13	CLO	Equity	Broadly syndicated loans	Angelo Gordon	USA	USG6666RAB18	JP Morgan	2007
Battalion CLO 2007-1 E - BB debt	2,12	CLO	Debt	Broadly syndicated loans	Brigade Capital Management	USA	USG08889AF79	Deutsche Bank	2007
Adagio III CLO E-BB debt	2,10	CLO	Debt	Broadly syndicated loans	Axa Investment Managers Paris	Europe	XS0262683971	Lehman Brothers	2006
Acas CLO 2013-1 E - BB Debt	2,08	CLO	Debt	Broadly syndicated loans	ACAM	USA	USG0067AAA81	Deutsche Bank	2013
Richmond Park CLO D - BB debt	2,06	CLO	Debt	Broadly syndicated loans	GSO Blackstone	Europe	XS1000874302	Citigroup	2013
CIFC 2007-2 D - BB debt	1,87	CLO	Debt	Broadly syndicated loans	CIFC	USA	USG21899AA00	JP Morgan	2007
CIFC 2006-2 B2L - BB Debt	1,79	CLO	Debt	Broadly syndicated loans	CIMC	USA	XS0279835614	Bear Stearns & Co Inc	2006
Black Diamond 2013-1 D - BB debt	1,72	CLO	Debt	Broadly syndicated loans	Black Diamond Capital Management	USA	USG11476AA93	Natixis	2013
Carlyle HY PART IX Sub	1,69	CLO	Equity	Broadly syndicated loans	Carlyle	USA	KYG1908R1048	Lehman Brothers	2006
Bank Capital Opportunity Fund	1,63	Synthetic Corporate	Bank Balance Sheet	Majority investment grade corporate credit	Axa Investment Managers Paris	Europe non-UK	LU0648070216	AXA IMP	na

Volta Finance Portfolio Holdings: Complete List (ctd.)

Issuer	% GAV	Main Asset Class	Sub Classification	Description of underlying asset	Manager/Service	Principal geographic exposure	ISIN	Arranging Institution	Vintage
Acas CLO 2014-2 E - BB Debt	1,60	CLO	Debt	Broadly syndicated loans	ACAM	USA	USG00677AA51	Wellsfargo	2014
Acas CLO 2014-1 E - BB Debt	1,53	CLO	Debt	Broadly syndicated loans	ACAM	USA	USG00673AA48	Deutsche Bank	2014
ICG 2014-2 E	1,52	CLO	Equity	Broadly syndicated loans	ICG Capital	USA	USG47075AA76	Morgan Stanley	2014
Golden Tree Loan OPP. 2007-4 Sub	1,40	CLO	Equity	Broadly syndicated loans	Golden Tree	USA	USG39607AC37	Deutsche Bank	2007
Batallion CLO 2007-1 Sub	1,35	CLO	Equity	Broadly syndicated loans	Brigade Capital Management	USA	USG08887AA27	Deutsche Bank	2007
St Bernard Opportunity Fund	1,34	ABS	Debt (Fund)	US Mortgages	Axa Investment Managers Paris	USA	QS0002021030	NA	2008
Oak Hill ECP 2007-2 E - BB debt	1,33	CLO	Debt	Broadly syndicated loans	Oak Hill	Europe	XS0300349379	Deutsche Bank	2007
Limerock 1 D – BB debt	1,28	CLO	Debt	Broadly syndicated loans	Invesco	USA	US532623AH83	Credit Suisse	2007
Sands Point 2006-1 Sub	1,25	CLO	Equity	Middle market loans	Guggenheim	USA	USG7800DAA93	Deutsche Bank	2006
Jubilee1 D - BBB Debt	1,24	CLO	Debt	Broadly syndicated loans	Alcentra	Europe	XS0292633533	JP Morgan	2007
ICE 1 Emerg CLO- A3 – AA debt	1,23	Cash Corporate	Debt	Corporate Emerging Debt	ICE Canyon LLC	Other	USG4746PAD09	CitiGroup	2006
Arese 2013-6 E - BB debt	1,16	CLO	Debt	Broadly syndicated loans	Arese Europe	Europe	XS0951555530	Credit Suisse	2013
EuroGalaxy 2013-3 E - BB debt	1,14	CLO	Debt	Broadly syndicated loans	Pinnebridge (aka AIG)	Europe	XS0996455472	Barclays Capital	2013
Dorchester Park 2015-1 Sub	1,04	CLO	Equity	Broadly syndicated loans	GSO Blackstone	USA	USG28175AC40	Deutsche Bank	2015
Dorchester Park 2015-1 F - B Debt	1,04	CLO	Debt	Broadly syndicated loans	GSO Blackstone	USA	USG28175AB66	Deutsche Bank	2015
Black Diamond 2014-1 D - BB debt	1,03	CLO	Debt	Broadly syndicated loans	Black Diamond Capital Management	USA	USG11496AA73	JP Morgan	2014
ACAS 2015-1 E - BB debt	1,02	CLO	Debt	Broadly syndicated loans	ACAM	USA	USG0067UAA46	Deutsche Bank	2015
ARESE 2013-6 - Sub	0,99	CLO	Equity	Broadly syndicated loans	Arese Europe	Europe	XS0951556850	Credit Suisse	2013
Venture 2007-9 E - BB debt	0,98	CLO	Debt	Broadly syndicated loans	MJX	USA	USG93352AA33	Morgan Stanley	2007
Flatiron 2015-1 F - B debt	0,97	CLO	Debt	Broadly syndicated loans	Nylim	USA	USG3554YAB86	Morgan Stanley	2015

Volta Finance Portfolio Holdings: Complete List (ctd.)

Issuer	% GAV	Main Asset Class	Sub Classification	Description of underlying asset	Manager/Service	Principal geographic exposure	ISIN	Arranging Institution	Vintage
CARAVELA 3	0,97	Synthetic Corporate	Bank Balance Sheet	SME Loans	European Bank	Europe non-UK	XS0945192762	StormHarbour	2013
Crescent Europ. Specially Lending	0,97	Cash Corporate	Equity (Fund)	Loans	Crescent Capital Group	Europe Inc-UK	USG47075AA76	na	na
Centurion 2005-10 E - BB debt	0,96	CLO	Debt	Broadly syndicated loans	River Source Investments LLC	USA	US15132PAA12	Morgan Stanley	2005
Sieera 2006-2 B2L - BB debt	0,93	CLO	Debt	Broadly syndicated loans	Apidos Capital Management	USA	XS0276546065	Bear Stearns	2006
BlackDiamond 2012-1 D - BB debt	0,93	CLO	Debt	Broadly syndicated loans	Black Diamond Capital Management	USA	USG1146TAA00	Crédit Suisse	2012
Cordatus 2007-1 E BB debt	0,90	CLO	Debt	Broadly syndicated loans	CVC	Europe	XS0304113235	RBS	2007
Clock 2013	0,88	Synthetic Corporate	Bank Balance Sheet	Majority investment grade corporate credit	Major European Bank	Europe non-UK	XS0908245037	Major European Bank	2013
CELF 2005-2 D - BBB debt	0,87	CLO	Debt	Broadly syndicated loans	Carlyle Europe	Europe	XS0233121234	JP Morgan	2005
ACAS 2012-1 E - BB debt	0,83	CLO	Debt	Broadly syndicated loans	ACAM	USA	USG00669AA28	Deutsche Bank	2012
Adagio III D - BBB debt	0,77	CLO	Debt	Broadly syndicated loans	Axa Investment Managers Paris	Europe	XS0262683203	Lehman Brothers	2006
Carlyle GMSE 2013-1 E - BB debt	0,77	CLO	Debt	Broadly syndicated loans	Carlyle	Europe	XS0941552407	Barclays Capital	2013
Laurelin 2 D1 – BBB debt	0,77	CLO	Debt	Broadly syndicated loans	Golden Tree Asset Management LP	Europe	XS0305010711	Barclays Capital	2007
Euro Galaxy 2006-1 E – BB debt	0,75	CLO	Debt	Broadly syndicated loans	AIG Global Investments	Europe	US29871UAG31	Morgan Stanley	2006
Oak Hill ECP 2007-2 Sub	0,59	CLO	Equity	Broadly syndicated loans	Oak Hill	Europe non-UK	XS0300349700	Deutsche Bank	2007
Cordatus 2014-III - Sub	0,58	CLO	Equity	Broadly syndicated loans	CVC	Europe	XS1052142608	Goldman Sachs	2014
Duane Street 2006-3 E - BB debt	0,54	CLO	Debt	Broadly syndicated loans	Citi Capital Advisor	USA	USG29281AA33	Morgan Stanley	2006
PROMISE MOBILITY 2006-1	0,54	Cash Corporate	Equity	German SME Loans	IKB	Europe non-UK	DE000A0LDYP7	Deutsche Bank	2006
Flatiron 2015-1 Sub	0,53	CLO	Equity	Broadly syndicated loans	Nylim	USA	USG3554YAC69	Morgan Stanley	2015
ICG 2014-3 D - BB debt	0,53	CLO	Debt	Broadly syndicated loans	ICG Capital	USA	USG47071AA62	Citibank	2015
Acas CLO 2013-1 F - B debt	0,50	CLO	Debt	Broadly syndicated loans	ACAM	USA	USG0067AAB64	Deutsche Bank	2013

Volta Finance Portfolio Holdings: Complete List (ctd.)

Issuer	% GAV	Main Asset Class	Sub Classification	Description of underlying asset	Manager/Service	Principal geographic exposure	ISIN	Arranging Institution	Vintage
ACAS 2015-1 F - B debt	0,50	CLO	Debt	Broadly syndicated loans	ACAM	USA	USG0067UAB29	Deutsche Bank	2015
ALBA 2006-1 PLC	0,45	ABS	Residual	UK non-conforming RMBS	Oakwood	United Kingdom	XS0255043050	Credit Suisse	2006
ADAGIO II D1 - BBB debt	0,43	CLO	Debt	Broadly syndicated loans	Axa Investment Managers Paris	Europe	XS0237058424	Merrill Lynch International	2005
Apidos 2006-Q E - BB debt	0,41	CLO	Debt	Broadly syndicated loans	Apidos Capital Management	USA	US03761NAA00	Morgan Stanley	2006
Lightpoint CLO V - Sub	0,40	CLO	Equity	Broadly syndicated loans	Neuberger Berman	USA	USG5487GAG31	Credit Suisse	2006
Lightpoint Pan European CLO - Sub	0,38	CLO	Equity	Broadly syndicated loans	Neuberger Berman	Europe	XS0282169803	Credit Suisse	2006
Century 2007-14 C - BBB debt	0,33	CLO	Debt	Broadly syndicated loans	Lightpoint	USA	US15134UAA88	Credit Suisse	2007
Opera Structured Credit	0,24	CLO	Equity	Broadly syndicated loans	AXA IM Paris	USA	XS0244258272	UBS	2006
Octagon2007-XI D - BB debt	0,20	CLO	Debt	Broadly syndicated loans	Octagon Investment Partners	USA	USG67245AF09	Citigroup / GS	2007
PRELUDE	0,19	CLO	Equity	Broadly syndicated loans	AXA IM Paris	USA	XS0213954802	Wachovia Bank N.A.	2006
Leopard IV E - BB debt	0,19	CLO	Debt	Broadly syndicated loans	M&G Investment Management Ltd	Europe	XS0251752472	RBS	2006
Black Diamond - 2005-2 E1 - BB debt	0,17	CLO	Debt	Broadly syndicated loans	Black Diamond Capital Management	USA	XS0232465202	Bear Stearns	2005
Aquarius	0,13	Synthetic Corporate	Bank Balance Sheet	Majority investment grade corporate credit	Major European Bank	USA	XS0870021366	Major European Bank	2013
Galaxy 2006-VII - Sub	0,03	CLO	Equity	Broadly syndicated loans	AIG	USA	USG25796AB20	Morgan Stanley	2006
Denali Capital 2005-V - Sub	0,02	CLO	Equity	Broadly syndicated loans	Denali Capital LLC	USA	US24821MAB46	JP Morgan	2005
JAZZ III CDO (IRELAND) P.L.C.	0,00	Synthetic Corporate	Equity	Majority investment grade corporate credit	Axa Investment Managers Paris	USA	XS0263617374 / XS0263615675	Merrill Lynch International	2006

About Volta Finance Ltd

Volta Finance Limited is incorporated in Guernsey under the Companies (Guernsey) Law, 2008 (as amended) and listed on NYSE Euronext Amsterdam. Its investment objectives are to preserve capital and to provide a stable stream of income to its shareholders through dividends. For this purpose, it pursues a multi-asset investment strategy targeting various underlying assets. The assets that the Company may invest in either directly or indirectly include, but are not limited to: corporate credits; sovereign and quasi-sovereign debt; residential mortgage loans; automobile loans. Volta Finance Limited's basic approach to its underlying assets is through vehicles and arrangements that provide leveraged exposure to some of those underlying assets.

Volta Finance Limited has appointed AXA Investment Managers Paris, an investment management company with a division specialised in structured credit, for the investment management of all its assets.

Synthetic Corporate Credit

This asset class regroups the Company investments in securities issued by collateralised swap obligations ("CSO") as well as bank balance-sheet transactions. Through this asset class, the Company aim to get an exposure to investment grade, sub-investment grade or unrated credits. The vast majority of these credit exposures are investment grade corporate credit exposures mainly through synthetic arrangements such as Credit Default Swaps ("CDS").

This asset class is split depending on the subordination to default of the securities. The equity positions have no subordination to default but receive a high cash-on cash payment; the debt positions benefit from subordination to default and receive a lower coupon payment.

Through a bank balance-sheet transaction, the Company aim to get an equity or mezzanine exposure to a specific core business of a bank. They are structured through synthetic arrangements, such as CDS, Total Return Swap or Credit Linked Note and are often private transactions.

CLO

This asset class regroups the Company investments in securities issued by actively managed Collateralized Loan Obligations (CLO). This asset class is split based on the risk position within the CLO capital structure (ie between equity and mezzanine debt positions) and on the geographical main exposures of the underlying portfolio (ie US or European senior secured loans).

Cash Corporate Credit

This asset class offers a direct exposure to corporate credit portfolios (either investment grade, high yield or unrated). It currently encompasses an unlevered fund of leverage loans, a small and medium enterprise CLO equity tranche and an emerging market CDO debt tranche offering a cash exposure to a portfolio of mainly emerging market corporates.

ABS

This asset class regroups the Company investments in securities issued by structures for which payments depends on residential mortgage loans. This asset class is split based on the riskiness of the positions (ie between Residual Interest and debt tranches)